



STAY AHEAD STAY PROGRESSIVE

WORLD-CLASS OFFICE SPACES



www.thecapittalree.co.in | Email Id: info@thecapittalree.co.in | Contact Number: +91 80071 00435
Sales Office Address: The Capittal Tree, Opp. Oberoi Realty Thane (Glaxo), Pokhran Road No. 2, Gandhi Nagar,
Thane (West) 400606.

MAHA RERA No.: P51700003912

Disclaimer: The information provided in this advertisement, including all pictures, images, plans, drawings, amenities, dimensions, elevations, illustrations, facilities, features, specifications, other information, etc. mentioned are indicative of the kind of development that is proposed and are subject to the approval from the competent authorities. Pictures, renders, visuals, perspective views of the building and maps are as per architectural drawings and the same shall be constructed subject to approvals of competent authorities and shall be in compliance of RERA Acts and Rules and Regulations. Units shall be in a "Bare Shell" condition.

THANE: A CITY THAT ADDS GAINS TO YOUR PORTFOLIO.

According to a CREDAI study, entry-level price points in Thane still have the potential to grow effectively. Thane's real estate offering has an array of options for investors, spanning locations, types, segments, and price points. Thus, Thane has been on the rise as a prime real estate destination for a range of investors.



An integrated central logistics,
retail & commercial hub



Pulsating lifestyle centre
& secure city life



Excellent existing &
upcoming infrastructure



A clean, green &
serene city



Thriving presence of
corporate houses



High demand &
YOY appreciation

THE CENTRE STAGE OF PROGRESS.

GAIN

GEAR UP

ASCENT

INVEST

NAVIGATE

Being a legend is not a coincidence, it is a conscious art. For those who never settle for less, welcome to the paradigm of gain. Unveiling a veritable masterpiece of unique workspaces, rise higher beyond your potential.



GEAR UP

TO SCALE NEW HORIZONS

Gearing up for not just accomplishing something;
but to make a subtle statement & leaving behind the
footprints of distinction.



AN ADDRESS FOR THOSE
WHO PLAY BY
THEIR OWN RULES.

Unveiling avant-garde office spaces

Presenting The Capital Tree, one of the tallest Commercial towers of MMR and a prime business precinct. It is a landmark designed and curated to add magnificence to your legendary journey. It is towering high with ultra-modern architecture, top-of-the-line conveniences, remarkable location, and handpicked privileges.

SPACE TO ENVISION
TOMORROW
FOR THE VISIONARIES
OF TODAY.

Success comes to those, who
are passionate about going
the extra mile, and have
ambitions to make a mark
and vision in their dreams.
Here's dominion for the
legends to take their
entrepreneurial empire to the
next level.





ASCENT

TO GREATER HEIGHTS

Soar higher at a pinnacle where excellence meets magnificence. Chase new horizons and redefine your brilliance at the centre stage of perfection.

A STRIKING EDIFICE
THAT TAKES YOUR BUSINESS
NOTCHES HIGHER.

If your life is driven by commitments to excellence, so should be your workspace. The Capittal Tree has been planned consciously to let nature play an integral part in fueling your growth story. This tall landmark has it all.



Heat reduction façade to maximize natural coolness



Dual-toned double-glazed glass façade




Tallest commercial tower of the entire MMR belt



Inherent sustainable design principle

SOUTH WEST VIEW






INVEST

AT THANE'S EMINENT PRECINCT


Here is a landmark for those who never settle for less. Let's set foot into a commercial address where growth adds milestones to your journey. Arrive at a business district where progress leads to prosperity and opportunities result in success.

MMR'S NEW GROWTH
MAGNET IS ALL SET
TO MAKE HISTORY.

Welcome to the gateway that stands at the crossroads of prosperity and growth. The Capital Tree is strategically situated on Pokhran Road No.2, a 100 ft. wide road, connecting you with the unmatched possibilities to scale higher. Fuelled by the finest growth imprints, work at the space that spans the city and beyond. Capturing the essence of the visionaries, be connected to the footsteps of the world.




Katai-Airoli
Freeway Connecting
To Extended
Central Suburbs




Metro Line 5
Connectivity To
Bhiwandi & Kalyan


Metro Line 4
Connectivity To
Thane & Wadala



Navi Mumbai
International
Airport



500 km
Long Bullet
Train Corridor



Thane-Borivali
Tunnel
Connectivity



Thane-Bhiwandi
Corridor



Thane-Worli
Ferry

All are Stock Images

U P C O M I N G I N F R A S T R U C T U R E



MEET THE CENTRAL CHARACTER OF YOUR SUCCESS STORIES.

The Capital Tree is arterially located on Pokhran Road No. 2, connected to every significant node. Witness the boundaries shrinking while you enjoy a judicious mix of social infrastructures.

-  BUSINESS PARKS
-  SHOPPING
-  RESTAURANTS
-  HOSPITALS
-  RESIDENTIAL
-  METRO STATION
-  RAILWAY STATION

Map Not to Scale

STAY CONNECTED WITH AMBITIONS & AIM FOR THE IMPOSING ONES.

Those who are always on their toes to leap ahead; behave an address that enables them to multitask. Here's an address with unforeseen connectivity to a judicious mix of social infrastructure.



HOTEL & RESTAURANTS

China Bistro	01 min
Fortune Hotel	03 mins
Satkar Hotel	05 mins
Barbeque Nation	10 mins



HOSPITALS

Bethany Hospital	02 mins
Jupiter Hospital	03 mins



ENTERTAINMENT

Viviana Mall & Cinopolis	03 mins
Korum Mall	05 mins
R Mall GB Road	05 mins



COMMUTE

Eastern Express Highway	03 mins	Majiwada Metro Station	05 mins
JVLR	45 mins	Thane Railway Station	15 mins
Western Express Highway via Ghodbunder Road	25 mins		

All are Stock Images | All Timings Mentioned are Subject to Traffic Conditions



MANIFOLD RETURNS.
MAGNANIMOUS APPRECIATION.
IT HAS IT ALL.

Choose a landmark of abundance, where growth is natural and returns are rewarding. This is an investment of a lifetime that assures you lifelong returns in more ways than one. Renowned as Thane's most coveted business avenue, Pokhran Road No. 2 awaits a price hike with imminent infrastructure developments.

NAVIGATE

YOUR WAY TO THE TOP

The fastest way to climb up the ladder is to be where your efforts meet your vision. A workspace built for the extraordinary.

A DOUBLE-HEIGHTED
ENTRANCE TO WELCOME
THE LEGENDS
OF TALL STATURES.

Step into a world that ensures your arrival with ease. Where each welcome is crowned, an expansive lobby greets you to a grandeur of endless possibilities.



Majestically curated
welcome lobby



Elegant
grand entrance



GRAND ENTRANCE LOBBY

A PORTAL TO HIGH SKIES TO RISE TO A CRESCENDO.

Achieve glory and celebrate it with grace. Witness an icon that applauds your rise. Experience the best of everything with the best minds of the town.



6 High Speed
Elevators For Offices



An Exclusive Elevator for Private Club
& Roof Top Lounge



DCS:
Designated Calling System



ARD:
Automatic Rescue Device



Artist's Impression

MAGNIFICENT ELEVATOR LOBBY

SPACES DESIGNED TO ADD SUCCESS TO YOUR STORIES.

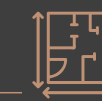
For those who lead with innovative thinking deserve spaces that breed conquests. Presenting the world of bare shell office spaces to take charge of your new journey and become the pioneer of your forte. Bare shell office spaces would enable you to customise the spaces as per your need and bring out your best.



Stock Image



Easy to customize
workspace design



Size ranging from 248-1384
sq.ft. RERA carpet



Combination options up to
6216 sq.ft. RERA carpet



9 units per floor

CHERISH A VISTA
THAT INSPIRES
YOU TO CHASE
GRANDER VISIONS.

Soar above the rest at Panoramic Plaza, an exclusive viewing esplanade designed for the towering minds. Experience the real taste of success at 400 feet above the ground and much closer to clouds.



Picturesque views
of Yeoor Hills



In vicinity of
10+ lakes



Artist's Impression

PANORAMIC PLAZA

A BUSINESS ICON
THAT EXCELS
ON ALL COUNTS.




2 Spacious
Staircases



Designated &
Ample Space For
Outdoor Units



Vastu Compliant
Planning



Concierge
Services



Sustainable Business
Edifice With
STP & Rain Water
Harvesting



Rest Room
In Every Office

All are Stock Images

The
VOLT
An elite private club

SOOTHING THE ONES
WHO SHAPE TODAY &
STRATEGISE TOMORROW.

Work does not just remain work for those who are eager to go beyond and push their limits. Go off the grid and explore the rewarding tangent of a world-class business edifice.

- | | |
|------------------|---------------------------|
| 1) Gymnasium | 7) Billiard & Pool |
| 2) Cafeteria | 8) E-Library |
| 3) Spa | 9) Outdoor Games |
| 4) Steam | 10) Manicured Green Lawn |
| 5) Aerobic/Yoga | 11) Gazebo Sit Out |
| 6) Swimming Pool | 12) Musical Jogging Track |



INDULGENCES
THAT TOUCH THE SKY
WITH GLORY.

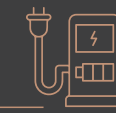
Rise up to an avant-garde work culture that treats you for fineness and celebrates your success. Revel in rendezvous with your compatriots, colleagues and contemporaries.



Stock Image

HONOURING YOUR CAVALCADE WITH THE ABUNDANCE IT MERITS.

The ease with which you excel at work should reflect in your every aspect. A state-of-the-art car park ensures a red carpet for your convoy and makes it worth your every arrival.



EV
Charging Points



500+ car parks
assuring comfort



Fully automated
parking facility



Assisted by professionally-
trained valets






Stock Images



Stock Images



Stock Images



Stock Images



Artist's Impression

A SAFE ADDRESS
FOR LEGENDS
WHO CHANGE
THE GAME.

The Capittal Tree is one such avenue that unlocks new possibilities for success by assuring top-of-the-line safety features. Arrive at a space built for the remarkable ones like you with the security measures, which are no less.

IT'S TIME TO UNFOLD
A NEW CHAPTER
OF PROSPERITY
AT THE HEART OF SUCCESS.

The Capittal Tree is a significant landmark that earmarks your triumphant endeavours. Donned with state-of-the-art conveniences, contemporary designs and superior connectivity, it compliments your panache.



BUILT ON
POWERFUL ALLIANCES

A LEGACY THAT FOSTERS
PRODIGIES & SETS THE STAGE
FOR THEIR PANACHE.

CONSTRUCTION & TECHNICAL PARTNER

RRC Ventures Pvt. Ltd.



ARCHITECT

Nexstep Consultant

MEP CONSULTANT

Mepcon Engineering Services

GLASS FACADE CONSULTANT

RSM Design Solutions

STRUCTURAL CONSULTANT

Tech - line Consulting Engineer

With a commitment to deliver the finest and practice the best, Heer Realty have been excelling in the realty space. Leading ahead with foresighted planning, execution and on-time delivery, we have been successfully winning hearts and skylines. Uncompromising quality will always be our most exemplary forte and will continue to attract customers and stakeholders. We look forward to shaping skylines with our vision to do better and achieve greater.

28

years of collective brilliance

2300+

happy & proud owners

2.5+

million sq.ft. delivered successfully

7

iconic projects